



LITTLE FLOWER CHILDREN SCHOOL-BALLIA



Affiliated to CBSE New Delhi [10+2]



The time to cheer aloud,
The time when you can play,
On the beach with your loved ones,
And do what your heart say,
There is no one to see here,
There is nothing as such to see,

Only the sunlight passing the home,
And clear blue sky as can be,
Summers are finally here,
So have a good summer time,
As it's the most amazing time
Happy Summer Time.

SESSION: 2025- 26

Class-VI

Passport Size

Paste Photo

Students Name _____

Roll No: _____

Section: _____

Holiday Homework

**Little Flower Children School
Kiriharapur, Ballia**

Notice

NOTICE NO: LFCS/May/09/2025

Date: 18/05/2025

Dear Parents,

Summer vacation is a joyful and refreshing time for children. It provides them with an opportunity to relax, explore their interests, and learn beyond textbooks. It is also the perfect time to encourage creative thinking and skill development.

To make this vacation meaningful and engaging, we have prepared fun-filled and educational assignments. These have been designed to ensure that children enjoy themselves while learning. We encourage students to complete the tasks independently, with minimal assistance. Your cooperation will help us nurture responsible and curious learners. We would appreciate it if the children complete the assignments on their own. Help and guidance may be given wherever required. Let us work together towards the betterment of the students.

Exciting prizes will be awarded to the best five Holiday Assignments.

Happy Holidays

General Instructions to be Followed:

1. This is to notify that the school announces Summer Vacation 2025 from 20th May 2025 to 30th June 2025. Classes will resume on 1st July 2025 (Tuesday) as usual.
2. The Summer Vacation Home Assignment is available on our website: www.lfcsballia.co.in
3. The school office will remain open from 8:00 am to 1:00 pm during the summer vacation.
4. The holiday homework is to be done neatly and in accordance with the questions asked. Submit it to the subject teacher on or before 5th July 2025. Late submissions will not be considered for prizes.
5. Mock Test Result Distribution will be held on 24th May 2025, from 9:00 am to 11:30 am.
6. Download the holiday homework pages and complete the tasks.
7. Handwriting should be neat and legible.
8. All holiday homework should be done in the designated holiday homework copy or on the given worksheets.
9. The holiday homework will be graded.
10. Work should be original and not copied from the internet.
11. Assignments should be submitted to the respective subject teachers. Surprise recapitulations will be conducted in July.
12. Encourage your ward to complete the holiday homework independently.

Summer Tips to Follow:

1. A healthy mind resides in a healthy body – go for walks, stay hydrated, eat healthy food, and avoid junk food.
2. Read newspapers, novels, blogs, and stories to build language and vocabulary skills.
3. Get involved in activities like cooking, singing, dancing, aerobics, cycling, trekking, swimming, art and craft, river rafting, and gardening. Share your experiences with friends and family.
4. Spend time with grandparents and parents. Talk to them and learn from their life experiences.

Thanks & Regards
LFCS BALLIA

EXPLORE NATURE

Let's explore nature by accompanying our grandparents/ parents to a morning/ evening walk and observe various animals, birds and plants.

- On the walk, collect dry leaves of varied shapes and be creative with them.
- Make a small nest with dry twigs, branches etc.
- Listen to the various sounds and chirping of birds and try to recognize them.



FAMILY BONDING TIME

Spend quality time with your family and help them to:

- Lay the table.
- Assist in kitchen.
- Learn 2 new indoor games.
- Use 3 magical words - Thank You, Please, Sorry.



VISIT TO A VILLAGE

Let's visit a village nearby and know about the roots of our countryside:

- Find out the crops that are grown.
- Sources of water used for cultivation.
- Make one related drawing on A4 sheet.



activity TIME

- **MAGIC COASTER**

Let's make a coaster with hand printing and get it laminated (size: 4"x4")



- **BIRD FEEDER**

To inculcate the habit of helping the birds around us, let's make a bird feeder with a waste water bottle.



- **FINGER PUPPETS**

It's time to be creative, have fun and to tell a story with self designed finger puppets.

- **ROCK PAINTING**

Let's collect small pebbles/ stones and paint them to give a vibrant look.



- **ADOPT A PLANT**

As we are growing up, so it's time to take up a responsibility. Let's adopt and take care of a plant and take it's before and after picture.




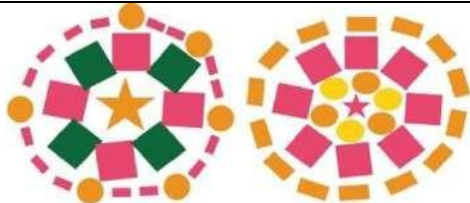

- **MAKE BOOKMARKS**

Let's read atleast two story books and make two bookmarks for them.

LITTLE Flower CHILDREN SCHOOL
SUMMER HOLIDAY HOME WORK-2024

CLASS : VI

| Subject | Assignment | | | | | | | | | | | | | | | | | | | | | | | | | | | | | | | | | | | | | | | | | | |
|-------------|---|--------------------------------|----------------|----------------|----------|----------------|--------|----|--|---------------------------|-----|--|--|----|--|-------------------------------|-----|--|--|----|--|-------------------------------|-----|--|--|----|--|--------------------------------|-----|--|--|----|--|------------------------------|-------|--|--|---|--|-------------------------|-----|--|--|
| English | <p>I. Water scarcity is a major issue that is rising very rapidly in modern-day India. The problem has become so severe that in many states the ground water has almost dried up and people have to depend on water supply from other sources. Design a poster, using a full sized chart, highlighting the above information to spread awareness to “SAVE WATER” RUBRICS: Creativity: 3m Sensitizing people towards the theme with appropriate slogans: 2m (Any two slogans)</p> <div><div>Example</div></div> <p>II. “To learn to read is to light a fire; every syllable that is spelled out is a spark.”</p> <p>Read the book „ The Adventures of Tom Sawyer „ -- Mark Twain https://www.amazon.in/Adventure-Tom-Sawyer-Illustrated-ebook/dp/B00CCF5L5A OR „Malgudi Days---R.K .NARAYAN https://en.wikipedia.org/wiki/Malgudi_Days_(short_story_collection) Note down the meaning of difficult words and create your own dictionary with at least two words from each alphabet, using A-4 sheets RUBRICS: Creativity: 3m, Dictionary skills:2m</p> | | | | | | | | | | | | | | | | | | | | | | | | | | | | | | | | | | | | | | | | | | |
| Mathematics | <p><u>Experiential Learning</u> TOPIC – MONEY In this activity,students will be able to learn and understand the concept of money. Q 1 i) Find the cost of the following items (different types of MILLETS) purchased and prepare a bill (in an A4 sheet)</p> <table><tr><th>S. N o.</th><th>Date of survey</th><th>Item</th><th>Quantity</th><th>Price per unit</th><th>Amount</th></tr><tr><td>1.</td><td></td><td>Fox tail (Korralu)</td><td>2kg</td><td></td><td></td></tr><tr><td>2.</td><td></td><td>Finger millet (Raagi)</td><td>5kg</td><td></td><td></td></tr><tr><td>3.</td><td></td><td>Kodo millet (arikelu)</td><td>2.5</td><td></td><td></td></tr><tr><td>4.</td><td></td><td>Barnyard millet(udalu)</td><td>1kg</td><td></td><td></td></tr><tr><td>5.</td><td></td><td>Little millet(samulu)</td><td>1.5kg</td><td></td><td></td></tr><tr><td>6</td><td></td><td>Jowar (jonnalu)</td><td>3kg</td><td></td><td></td></tr></table> <p>ii) Explain the potential benefits of including millets in the diet of individuals. . Q 2 Make two different shapes (Rectangles,squares,triangles and circles of different sizes) using colour paper and arrange them into beautiful Rangoli / kolam as shown below.</p> | S. N o. | Date of survey | Item | Quantity | Price per unit | Amount | 1. | | Fox tail (Korralu) | 2kg | | | 2. | | Finger millet (Raagi) | 5kg | | | 3. | | Kodo millet (arikelu) | 2.5 | | | 4. | | Barnyard millet(udalu) | 1kg | | | 5. | | Little millet(samulu) | 1.5kg | | | 6 | | Jowar (jonnalu) | 3kg | | |
| S. N o. | Date of survey | Item | Quantity | Price per unit | Amount | | | | | | | | | | | | | | | | | | | | | | | | | | | | | | | | | | | | | | |
| 1. | | Fox tail (Korralu) | 2kg | | | | | | | | | | | | | | | | | | | | | | | | | | | | | | | | | | | | | | | | |
| 2. | | Finger millet (Raagi) | 5kg | | | | | | | | | | | | | | | | | | | | | | | | | | | | | | | | | | | | | | | | |
| 3. | | Kodo millet (arikelu) | 2.5 | | | | | | | | | | | | | | | | | | | | | | | | | | | | | | | | | | | | | | | | |
| 4. | | Barnyard millet(udalu) | 1kg | | | | | | | | | | | | | | | | | | | | | | | | | | | | | | | | | | | | | | | | |
| 5. | | Little millet(samulu) | 1.5kg | | | | | | | | | | | | | | | | | | | | | | | | | | | | | | | | | | | | | | | | |
| 6 | | Jowar (jonnalu) | 3kg | | | | | | | | | | | | | | | | | | | | | | | | | | | | | | | | | | | | | | | | |

| | | |
|--------------------------|--|---|
| | <p>Q3.Learn Tables everyday ; 2 to 15.</p> <p>RUBRICS :</p> <ol style="list-style-type: none"> Question-1 i) (Preparation of bill) – 4m ii) 1m Question 2 - 4m Presentation – 1m <p>Note : Submission date - 15th June 2024</p> |  |
| Science | <p>Based on CBSE Art- activities S.No: 4.1.1.1.9</p> <p>Make a collage of the given Landforms on A4 sheet- Mountains, Plains, Valleys and Deserts.</p> <p>Learning objectives:</p> <ol style="list-style-type: none"> Identify various Landforms; comprehend different land features and their importance. Enhance awareness of colour and texture. Build fine motor skills. <p>Learning outcomes: Could understand the difference between various landforms .</p> <p>Rubrics: Collage pictures of four land forms- 2 X4M= 8M Overall presentation, relevance and timely submission- 2M (Total= 10M)</p> | |
| Social Science | <p>Introduction: Cultural diversity is the existence of a number of different cultural or ethnic groups with in the society which helps children to understand and celebrate cultural diversity.</p> <p>Activity: Choose any two states of your choice from North, South, East and West directions of India and write about its climate, language, food and celebration of festivals on A4 size sheets.</p> <p>Instructions: Your activity should include pictures and relevant information.</p> <p>Rubrics: Presentation & Creativity: 2 Marks Content : 8 Marks</p> <ul style="list-style-type: none"> Climate – 2M Language – 2M Food – 2M Festivals – 2M | |
| II Language Hindi | <p>ग्रीष्मकालीन अवकाशीय परियोजना कार्य</p> <p>भारत अनेकता में एकता के लिए प्रसिद्ध है, जहाँ अनेक जाति, धर्म संप्रदाय के लोग सद्भाव के साथ रहते हैं। इसी भारत देश में तेलंगाना नामक राज्य भारत के दक्षिणी भाग में स्थित है और झारखंड भारत के पूर्वी भाग में स्थित है। दोनों ही राज्य बहुत सुंदर हैं।</p> <p><i>अतः ग्रीष्मकालीन अवकाश में आप सभी विद्यार्थियों से अपेक्षा की जाती है कि निम्नलिखित विषयों और बिंदुओं के आधार पर एक परियोजना तैयार करें।</i></p> <p>(i) तेलंगाना तथा झारखंड दोनों राज्यों के किसी एक मुख्य त्योहार, के बारे में जानकारी प्राप्त कर 180 – 200 शब्दों में लिखिए।</p> <p>(ii) तेलंगाना तथा झारखंड दोनों राज्यों के किसी एक लोकप्रिय शाकाहारी व्यंजन, (food item) का नाम लिखकर उसे बनाने की विधि (recipe) को लिखित रूप में प्रस्तुत कीजिए।</p> <p>परियोजना तैयार करने के निर्देश :-</p> <p>1- प्रस्तुतिकरण आकर्षक एवं सुंदर लेख में होना चाहिए।</p> |  |

2- आवश्यकतानुसार चित्रों (pictures) का समावेश किया जाना चाहिए।

3- आप एकत्रित जानकारी रंगीन A-4 शीट या चार्ट

पेपर पर हस्तलिखित (handwritten) रूप में जमा कर सकते हैं। (कुल पृष्ठ संख्या -5 से अधिक न हो)

4- एक रंग – बिरंगा आवरण पृष्ठ (Cover Page) पर अपना पूरा नाम, कक्षा व रोल नंबर अवश्य लिखें।

निम्नलिखित विधिसूचक निर्देशों (RUBRICS) के आधार पर परियोजना का आकलन किया जाएगा।



| कुलांक (Total) | विषय- सामग्री- (subject matter) | भाषा (language) | आवरण- पृष्ठ (cover page) | चित्रात्मक प्रस्तुति (picture presentation) | समग्र प्रस्तुतिकरण (overall presentation) |
|-------------------|--|--------------------|-----------------------------------|--|--|
| 10 M | 2 M | 2 M | 2 M | 2 M | 2 M |

Learning Objectives:-

1. इस परियोजना का उद्देश्य छात्रों में भारत देश की 'अनेकता में एकता' की भावना को सुदृढ़ बनाना है।
2. छात्रों को विभिन्न राज्यों की संस्कृति से अवगत होने का अवसर प्रदान कराना है।

Learning Outcomes:-

1. इस परियोजना से छात्र भारत के राज्यों के खान-पान, मुख्य त्योहार आदि के बारे में रोचक बातों को पता लगाने में सफल होंगे।
2. छात्रों में कला कौशल का विकास होगा।

MATHS

Case Base Study Question

1. Parul and two of her friends share Pizza equally among themselves.
 - a) Draw a figure of pizza for dividing it into 3 equal parts.
 - b) which fraction represent one part of the whole pizza?
 - i) $\frac{1}{2}$ ii) $\frac{1}{3}$ iii) $\frac{2}{3}$ iv) 1

• Later 3 more friends join Parul divider's Pizza again to have 6 parts.
Q.3. Does everyone get an equal portion?
Q.4. Suggest a way to divide the pizza into 6 equal parts.
 2. Raman's grandfather passed away leaving behind the sum of rupees 55 lakh for him Brahmin called his friends Shane who lives in Australia.
 - a) The amount received by Raman in numerals is-
 - i) 550000 ii) 5500000 iii) 55000 iv) 55000000
 - b) International number system is adopted in Australia. what is the amount is the system-
 - i) Fifty five million ii) Five hundred million
 - iii) Five million five hundred thousand iv) Five million fifty thousand
 - c) If each Australian dollar is equivalent to rupees 55. what amount did Raman receive in Australian dollars?
 - i) Hundred thousand dollars ii) One million dollars
 - iii) Ten thousand dollars iv) Ten million dollars
 - d) How is 1 crore written in the international number system?
 - i) One million ii) Hundred thousand
 - iii) Hundred Million iv) Ten million
 3. Show the various number sequences and pattern in shapes using pictures on chart paper also write the important formulas for the number sequences.
- 4) Solve the following-**
- a) 50 chairs and 30 blackboards were purchased for a school if each chair cost of Rs1650 and each blackboard cost Rs. 3245, find the total amount of the bill.
 - b) One dozen oranges cost Rs.324. How many dozen of oranges can be purchase for Rs. 9072?
 - c) Find the quotient and remainder when 59761 is divided by 189.
 - d) How many natural number are there between 1064 & 1201?
 - e) How many times does 9 occur if we write all numbers from 1 to 100?

5- Aptitude & Reasoning

Que-1. Find the code of 'CDEF' if the code for 'LMNO' is MOOQ.

- a) DFFH b) HFFD c) FHED d) DHFD

Que 2: If VISHAKHA is written as '67374574' then 'ASHA' will be written as-

- a) 4347 b) 4374 c) 8364 d) 4898

Que-3 If JPG= 19 and PNG=23 then TIF=?

- a) 20 b) 13 c) 15 d) 23

Que-4 If TOY= 12 and FUR=19 then FILM=?

- a) 7 b) 5 c) 8 d) 6

Que 5. If PIPE is written as 169165 then what is the last digit of SWAN

- a) 5 b) 6 c) 4 d) 3

HINDI

1. लेखन कार्य (Writing Work):

अपने ग्रीष्मकालीन अवकाश पर एक निबंध (10-15 पंक्तियाँ) लिखिए।

विषय: "मेरी गर्मी की छुट्टियाँ" या "मैं एक दिन पक्षी बन जाऊँ तो..."

"जल ही जीवन है" विषय पर 8-10 पंक्तियों का अनुच्छेद लिखिए.



2. व्याकरण अभ्यास (Grammar Practice):

- संज्ञा, सर्वनाम, विशेषण की परिभाषा लिखिए और प्रत्येक के 5 उदाहरण दीजिए।
- किसी भी पाँच शब्दों के विलोम और पर्यायवाची शब्द लिखिए।

3. रचनात्मक कार्य (Creative Work):

- एक कविता लिखिए जिसमें गर्मी, आम, और छुट्टियाँ शामिल हों।
- अपने प्रिय पशु या पक्षी का चित्र बनाकर उसके बारे में 5 वाक्य लिखिए।

4. पठन कार्य (Reading Work):

पाठ्यपुस्तक से कोई दो पाठ पढ़िए और उनमें आए कठिन शब्दों के अर्थ शब्दकोश में ढूँढ़कर लिखिए।
 एक बाल कहानी पढ़िए और उसमें से क्या सीखा, 5 वाक्यों में लिखिए।

5. गतिविधि (Activity):

घर में अपने माता-पिता या दादा-दादी से एक पुरानी कहानी सुनिए और उसे अपनी भाषा में 5-6 पंक्तियों में लिखिए।

SOCIAL SCIENCE

1. Map Work

Activity: Draw a map of India and mark the following:

States and their capitals
 Major rivers (Ganga, Yamuna, Brahmaputra, etc.)
 Neighboring countries

2. Mini Project – My Country, My Pride

Instructions:

Create a short project (4-5 pages) on India.

Include topics like:

National symbols (flag, bird, animal, flower)
 Festivals celebrated in different regions
 Famous historical monuments

3. Timeline of Indian History

Activity: Create a timeline showing important periods:

- Indus Valley Civilization
- Vedic Age
- Mauryan Empire
- Gupta Empire

(Use pictures and brief notes)

4. Local History Exploration

Activity: Interview grandparents or elders to learn about:

How their village/town looked 30-40 years ago

Changes in lifestyle, education, or transport

Present it in a write-up or short video.

5. Chart Making

Topic ideas:

Types of government (democracy, monarchy, etc.)

Solar system and seasons

Different types of landforms

6. Current Affairs Scrapbook

Instructions:

Collect 5-7 newspaper articles related to the environment, government decisions, or cultural events.

Paste and summarize them in your own words.

ENGLISH

1. Nature Walk Noun Hunt: Go for a walk (in your garden, a park, or even around your house). Make a list of at least 15 nouns you observe. Categorize them into:

- Common Nouns
- Proper Nouns
- Collective Nouns
- Abstract Nouns

2. Object Story: Choose five everyday objects in your home (e.g., a book, a table, a phone, a plant, a toy). For each object, write three sentences using different types of nouns to describe it.

3. Vocabulary Builder: Learn ten new English words each day during your holidays. Write down their meanings and use them in your own sentences.

4. Write a paragraph on how I spent my summer vacation.

COMPUTER

1. Theory Questions-

- What is the difference between a formula and a function in Excel?
- Write the syntax of the SUM, AVERAGE, and IF functions.
- What is a cell reference? Explain with an example.

2. Research Activity

Find out about any recent cyberattack in the news. Write a short paragraph (6-8 sentences) describing:

What happened?

Who was affected?

What measures were taken afterward?

3. Creative Task

Design a poster (on A4 sheet or digitally) titled: "Top 5 Tips to Stay Safe Online". Use images, symbols, and short text for creativity.

SCIENCE

Activities:

Question 1: Paste leaves of different types of plants on a chart paper and write the type of venation on it and also write the name of the plant associated with it.

Question 2: How will separate clear water from muddy water by loading?

Question 3: Make a firki/Spinner and write your observation on it.

HOTS:

Question 4: What is a balanced Diet, why is it important?

Question 5: Why do clothes dry slowly on a rainy day?

Question 6: Why are forests called 'green lungs' ?

Question 7: Do all the stars in the sky move? Explain.

Question 8: Explain the terms :

a)Freezing b)Evaporation

PROJECTS:

Instructions -

- you have to write

a)Materials used

b)Steps followed

c)What you observed

d)What you learned

In all activities.

(students whose name starts with given letters will attempt respective questions

A,P,R-Ques1

S,D- Ques2

H,J,K-Ques3

I,V- Ques4

Que5 - for all)

Question 1: Paste leaves of different types of plants on a chart paper and write the type of venation on it and also write the name of the plant associated with it.

Question2: Capillary Action: Show how water travels in plants using colored water and white flowers or tissue paper.

Or

Make a chart of nutrients on a white chart paper.

Question 3: Mark neat & clean well labelled diagram of Distillation on a chart paper.

Question 4: Create a poster of 'Eat Healthy and Live healthy', Zero Hunger on white chart paper

SANSKRIT

1. Read your Sanskrit book daily and right to page writing in Sanskrit language.
2. Learn the exercise of learn ½ and do practice in rough copy.
3. Learn the case ending of 'Balak' , 'Balika' and 'Pushp' and practice in your of copy.
4. Draw a chart of alphabet picture ऀ to ँ in Sanskrit.



G.K.

* Yoga Pose of the Day

- Choose 5 simple yoga poses (one for each weekday).
- Draw a picture of each pose and write its name and one benefit.

Examples:-

- Sukhasana (Easy Pose)
- Balasana (Child's Pose)

Weekly G.K. Quiz.

Create a small quiz notebook with 5 questions each week -

Topics: Animals, planets, sports, leaders, inventions etc.

Let parents or siblings try it too!

- Current Affairs Scrapbook.

Make a scrapbook with 5 major current events from the past 2 months. For each:

- Write a short summary.
- Include a picture (from newspaper or printed).
- Add your opinion or reaction (1-2 lines).
- Learn Unit 1 (Pg. no - 05 to 13)

Little Flower Children School, Kiriharapur, Ballia

My Daily Routine

Name: _____ | Class: _____ | Date: _____

| Activity | Time Spent/ Time of Day | Remark(if any) |
|------------------------|-------------------------|----------------|
| Wake up Time | | |
| Morning Routine | | |
| Exercise/ Yoga | | |
| Breakfast | | |
| Study Time 1 | | |
| Short Break | | |
| Study Time 2 | | |
| Screen Time(Mobile/TV) | | |
| Lunch | | |
| Rest/ Nap | | |
| Reading/ Hobby Time | | |
| Evening Exercise/ Play | | |
| Dinner | | |
| Family Time | | |
| Bed Time | | |

One thing I enjoyed today: _____

One good habit I followed today: _____